


BPE Microgrid Energy Solutions

Presentation for the Microgrid Consortium Group

Speaker: Ari Goldstein
Planned talk: 15-20 minutes
Q&A: 10-15 minutes

Core message

BPE's energy solutions are strategic for a microgrid to operate layers that integrates renewable generation, storage, and gas-backed redundancy for data-center-grade reliability.



All energy verticals integrated through one microgrid control strategy

Renewable-led architecture

No dependency on a traditional utility buildout for core design intent

Data-center-focused redundancy objective

BPE in one minute

What BPE is building and why the microgrid matters

BPE development

focus

- Renewable energy developer and producer
- Montana-centered campus development strategy
- Designed for large energy users, especially data centers
- Microgrid model to manage energy flow across all verticals

Operating

objective

- Integrate supply, storage, controls, and backup into one system
- Operate independently from a traditional grid dependency model
- Support scalable campus growth over time

What this means for

customers

- Faster energy strategy alignment
- Higher confidence in uptime planning
- Single development framework across energy + campus infrastructure
- Clearer path to scale in one location

Why Montana

The energy development logic behind the location

Resource logic

BPE's Montana development strategy is built around strong renewable resource conditions and the ability to create large-scale energy infrastructure.

Resource

Campus logic

The location supports a campus model where energy infrastructure and customer facilities can be planned together from day one.

Planning

Scalability logic

The development concept is phased, allowing energy capacity and campus footprint to scale over time in the same region.

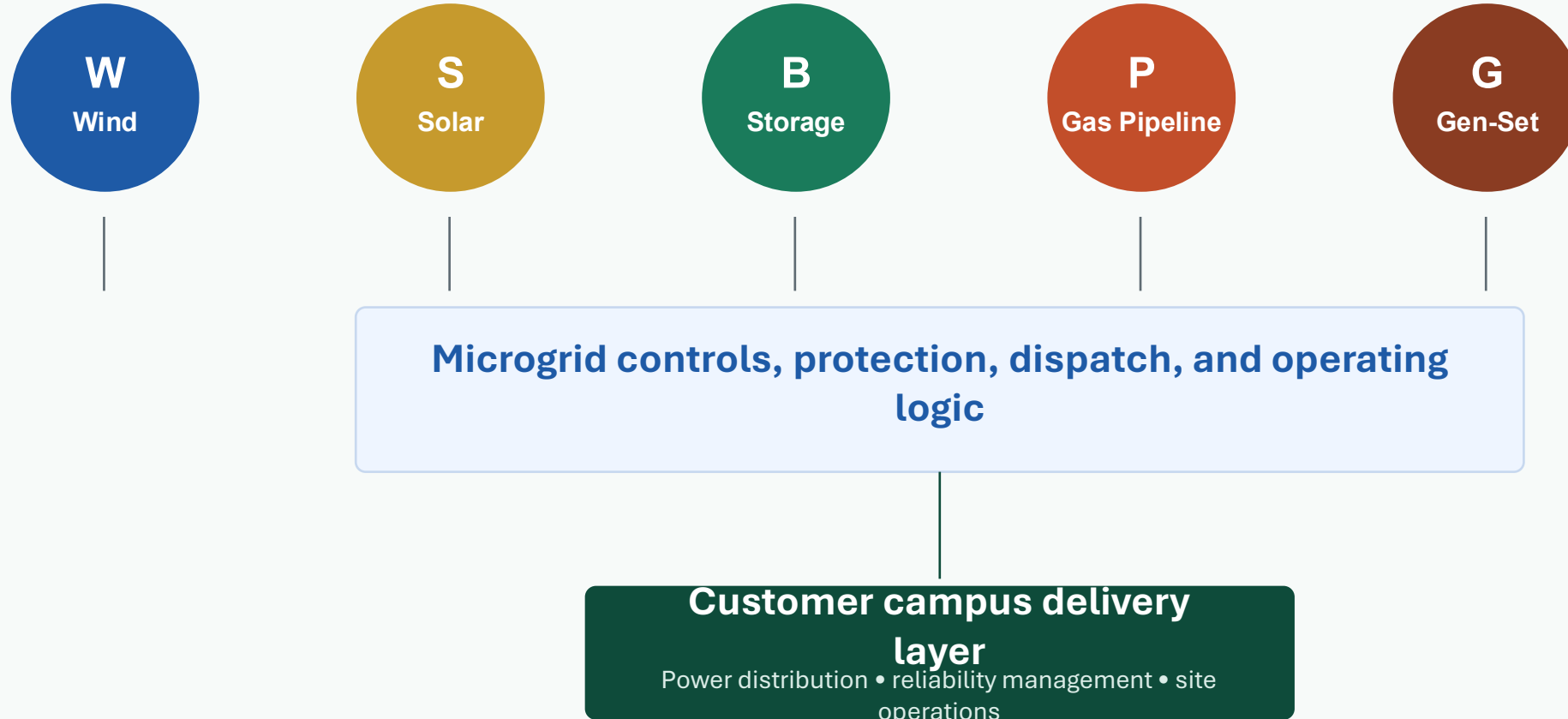
Scale

Microgrid implication

The location is not just where BPE generates energy. It is where BPE integrates generation, controls, storage, and campus delivery in one operating model.

The BPE microgrid architecture

Top-line view of how the energy verticals are integrated



Each energy vertical has a defined role

The microgrid only works when every layer has a job

Wind

Primary renewable production and scale

Solar

Daytime production and portfolio diversity

Storage

Shaping, smoothing, and short-duration reliability support

Gas pipeline

Fuel path for the backup reliability layer

Gen-set

Additional redundancy for customer confidence

Controls

Dispatch, protection, and system coordination

Top-line message: the microgrid is not another asset - it is the operating framework that makes the assets work together.

How the system is meant to operate

Simple dispatch hierarchy for a data-center-grade campus

- 1 Renewable production first**
Wind and solar are the primary production layers.
- 2 Storage shapes delivery**
Storage supports smoothing, ramping, and short-duration reliability.
- 3 Gen-set backup when needed**
Gas-backed gen-set redundancy is added when uptime confidence requires it.
- 4 Microgrid control layer**
Controls determine dispatch, protection, and operational response.
- 5 Campus delivery**
Power is delivered through one coordinated customer-facing system.

Reliability is designed, not assumed

BPE's confidence model for high-availability customers

Availability objective

Designed to support a 99.999% availability objective for data center customers, with layered redundancy and dispatch control.

Renewable diversity

Wind + solar improve operating flexibility.

Storage support

Storage supports continuity and load quality.

Controls and protection

The microgrid coordinates operating response.

Gas-backed backup confidence

Pipeline-backed gen-set improves customer confidence.

The microgrid is part of a broader campus offer

Energy delivery, data center operations, and site-readiness must align

Power

Generation, storage, backup, delivery

- Microgrid-managed supply
- Customer-facing distribution
- High-availability intent

Water

Operational water strategy for campus use

- Supports campus planning
- Integrated with site strategy
- Part of facility confidence

Connectivity

Dark fiber planning and multiple carriers

- Redundant routes matter
- Carrier diversity matters
- Site planning starts early

Scale

Phased campus growth in one region

- Build in phases
- Scale in one market
- Support future growth

Why the microgrid matters to customers

Top-line outcomes for large energy users in Montana

Reduced dependency on utility timing

A clearer path to a campus-specific power strategy

A renewable-led architecture with backup confidence

One operating framework instead of disconnected assets

A stronger story for long-term campus scalability

The BPE customer proposition

A campus energy model designed around customer needs, renewable integration, and high-availability confidence - not around waiting for a traditional grid buildout to define what is possible.

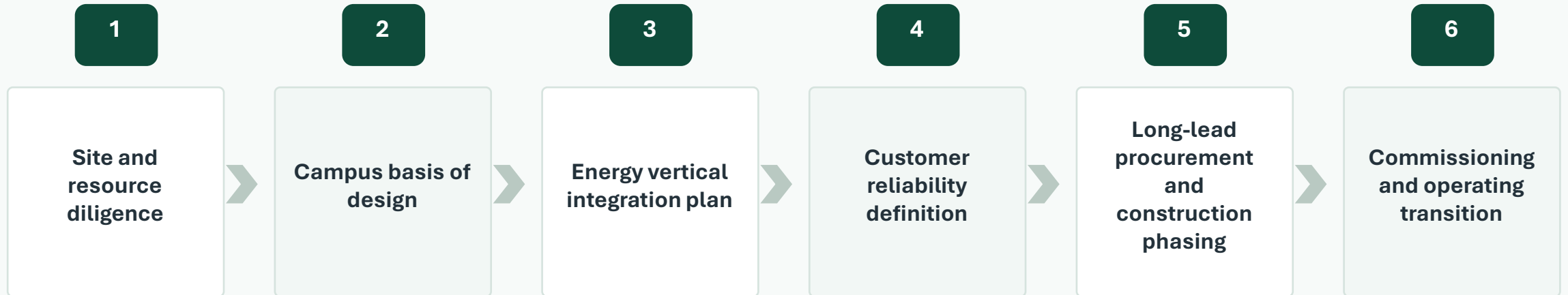
Speed

Reliability

Scale

How BPE would move from concept to delivery

Top-line development path



This is the topline delivery logic only. Detailed engineering, commercial structure, and customer-specific performance criteria would be defined in the next stage.

Closing perspective

BPE's Montana strategy is not about one energy asset. It is about integrating multiple energy verticals through a microgrid so that large customer campuses can be developed with a stronger reliability story, a clearer operating framework, and a renewable-led path to scale.

Mission

Create a safer planet for future generations through better energy infrastructure.

Q&A

Ari Goldstein
Breezy Point Energy

Thank you.